




#9062  
#9062C  
**FOUR-TIRE PRESSURE EQUALIZER SYSTEM**

---

# OPERATOR'S MANUAL

---



**#9062C Shown**  
Chucks included  
with #9062C only

**Inflate, Deflate or Equalize up to Four Tires at Once**

---

Innovative Products of America® Incorporated  
888-786-7899 • 234 Tinker Street, Woodstock, NY 12498 • [www.ipatools.com](http://www.ipatools.com)

© 2018 Innovative Products of America® Incorporated. All rights reserved. This material may not be reproduced, displayed, modified or distributed without the express prior written permission of the copyright holder. For permission, contact [info@ipatools.com](mailto:info@ipatools.com).



## **LETTER FROM THE PRESIDENT OF IPA®**

My name is Peter Vinci and I am the president of IPA®. I would like to thank you for your interest in IPA®'s product line and share my commitment to you, our products and our policies. In today's world, we have all experienced the lack of service and consideration demonstrated by many companies after you buy their products. They say whatever they can to make the sale, and then it's like pulling teeth to get any service response out of them. I know this myself firsthand and because of this, I want to be sure that your experience with IPA® meets your expectations and that IPA® never disappoints you with our service or customer response.

To prove my commitment to you, if for any reason, you are not happy with one of our products – or more importantly, with the response from our customer service department, or any member of the IPA® team – I invite you to contact me directly via my email, [president@ipatools.com](mailto:president@ipatools.com) or call me at 888-786-7899. Your satisfaction is more important to me than the sale itself. We will not be in business for long if we don't make you completely happy with our products and service. I want IPA® to be different and be known for its quality and service.

With that said, please take a look at our product line. You will see innovative first time products that were created to help you do your job faster and better than before. I would also like to invite you to critique our products. If you can think of a better way to make them or changes that will make them work better, please contact me directly and I will be sure to look into it. If you have an innovation and would like some feedback, give me a call.

From all of us at IPA®, we thank you for taking the time to review our product line and wish you and your family the very best of everything.

**Peter Vinci**  
**President**  
**IPA®**

**[www.ipatools.com](http://www.ipatools.com)**  
**Toll Free: 888-786-7899**  
**Phone: 845-679-4500**  
**Fax: 845-679-4600**

# IMPORTANT SAFETY INSTRUCTIONS

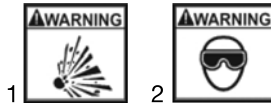
**IT IS IMPORTANT TO READ, UNDERSTAND AND FOLLOW ALL SAFETY MESSAGES AND INSTRUCTIONS PRINTED IN THIS MANUAL AND ON THE EQUIPMENT BEFORE OPERATING. IF SAFETY INFORMATION IS NOT HEEDED, SERIOUS INJURY OR DEATH TO THE OPERATOR OR BYSTANDERS MAY OCCUR.**

**DANGER:** Indicates a hazardous situation, if not avoided, will result in death or serious injury. The possible hazards are shown in the adjoining symbols or explained in the text.

**WARNING:** Indicates a hazardous situation, if not avoided, could result in death or serious injury. The possible hazards are shown in the adjoining symbols or explained in the text.

**CAUTION:** Indicates a hazardous situation, if not avoided, may result in minor or major injury. The possible hazards are shown in the adjoining symbols or explained in the text.

**THE FOLLOWING SAFETY ALERT SYMBOLS ARE USED IN THIS MANUAL.**



**SYMBOL 1: Potential explosive air hazard.** Pneumatic pressures used with this equipment can cause explosive failures on damaged equipment.

**SYMBOL 2: Potential eye hazard.** Wear OSHA approved safety glasses. Battery acid and high air pressures create hazardous situations for eyes.

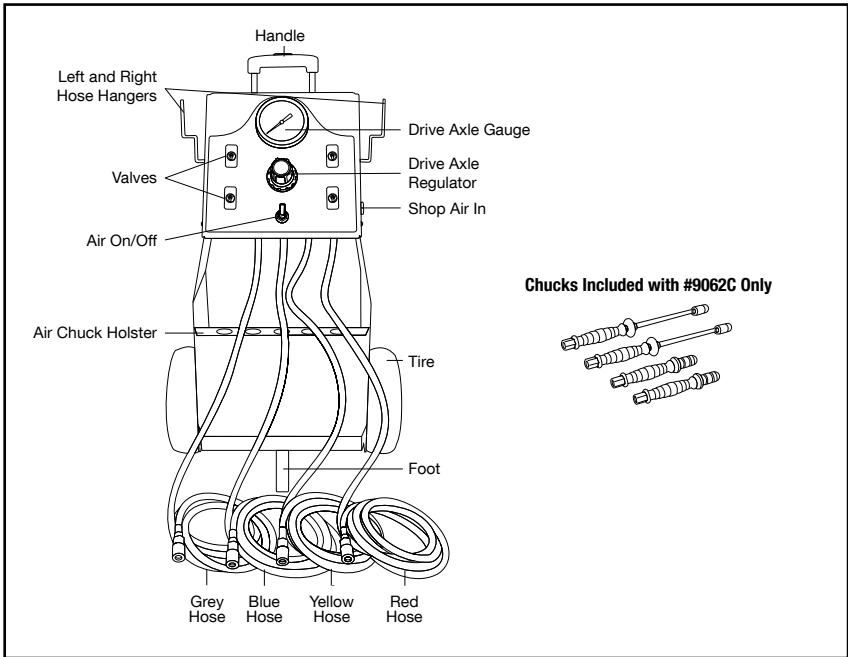
## WARNING

When applying air to tires, adhere to common safety practices to avoid dangerous tire blow outs:

- DO NOT overinflate tires
- Maximum inlet 160 psi
- Do not adjust regulator past the tire manufacturer's maximum PSI rating

**NOTE:** The inflation times provided by the Mobile Tire Pressure Equalizer are directly related to shop air CFM capability, shop air hose ID and average starting PSI of tire(s) to be inflated.

# #9062/#9062C FOUR-TIRE PRESSURE EQUALIZER SYSTEM PARTS

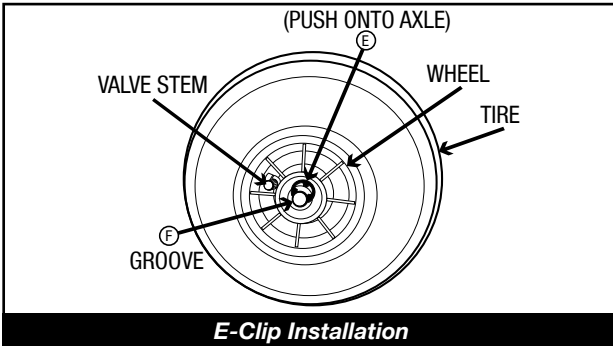
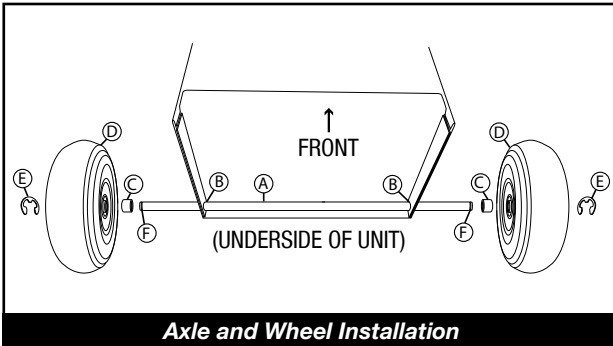


<b>Included Parts and Accessories:</b>	
Part #	Description
#7900K-48	10" Rubber Wheel (2)
#7900K-49	Handle
#9060-BLUHOSE-AS	Blue Tire Cart Hose
#9060-REDHOSE-AS	Red Tire Cart Hose
#9060-GRYHOSE-AS	Grey Tire Cart Hose
#9060-YLWHOSE-AS	Yellow Tire Cart Hose
<b>9062C Model Includes:</b>	
#9060-1M	Double Long Lock-on Chucks (2)
#9060-2M	Myers Straight Short Chucks (2)

Use the Provided Reference Numbers When  
Ordering Products and Parts Above  
Toll Free: 888-786-7899

# AXLE AND WHEEL INSTALLATION

- Insert Axle (A) into left and right Axle Bores (B) at rear underside of the unit.
- Slide one Spacer (C) onto each side of the Axle (A).
- Install one Wheel (D) onto each side of the Axle (A) with valve stem facing away from the unit.
- Insert one E-Clip (E) into the Groove (F) on each Axle end in front of both wheels.
- Check tire pressure. It must not exceed 8 psi.



**NOTE:** Install the Foot at the bottom of the unit with 45° angle side towards the back of the unit.

## GAUGE SPECIFICATIONS

**Temperature Compensation:** The ICD (Internal Compensating Device) compensates the gauges to 150° F for changes in internal case pressure caused by fluctuations in ambient temperature.

**Performance Data:**

- Accuracy  $\pm 1\%$  Full Scale Grade 1A
- Design ANSI/ASME B40.1
- Operating Temp. -40° to 150°F

**Temperature Error:** Additional error when temperature changes from reference temperature of 68°F (20°C)  $\pm 0.4\%$  for every 18°F (10°C) rising or falling as a percentage of Span.

## TIRE PRESSURE CHECK

1. Turn all toggle switches to the CLOSED position.
2. Connect each air chuck to corresponding wheel.
3. Open one toggle switch at a time to read the tire's corresponding air pressure.
4. Repeat steps 1 and 3 for each tire.

## INFLATION AND EQUALIZATION INSTRUCTIONS

1. Make sure all switches/valves are in CLOSED position.
2. Connect clean, dry shop air to Four-Tire Pressure Equalizer System.
3. Open Shop Air Valve.
4. Adjust regulator(s) to desired PSI.
5. Place all toggle switches in open position.

**NOTE:** The inflation times provided by the Four-Tire Pressure Equalizer System are directly related to the following factors – shop air CFM capability, shop air hose ID and average starting PSI of tire(s) to be inflated.

6. Wait approximately 3 to 5 minutes, then note air pressure on gauge(s).  
The gauge reflects the average air pressure of all tires within its circuit.
7. Once air pressure on the gauge(s) reflects the desired air pressure, wait one additional minute to ensure full equalization of air pressure.

## STOWING HOSES AND AIR CHUCKS

The Four-Tire Pressure Equalizer System is equipped with several options for stowing hoses. When rolled up properly, all hoses can be stowed inside the lower storage compartment. This type of storage is intended for transport or long-term storage. Usage of the front-mounted holsters may be ideal, even when stowing hoses. During daily use, the air chucks should be lowered into the front holsters and the bulk of the hose should be coiled up and hung by the side hangers. You may also choose to leave the hoses on the shop floor and insert the air chucks into the front holster between jobs.

## ROUTINE MAINTENANCE

- The Four-Tire Pressure Equalizer System should be kept in a temperature controlled environment. Only clean, dry shop air should be used. Wipe down and clean the hoses and face panel regularly.
- The pneumatic tires should be inflated to 4 psi.
- It is recommended that the air gauges are checked every 6 months to ensure they have maintained accuracy. To have the air gauges factory calibrated, call 845-679-4500.

---

## RELATED PRODUCTS



### The Ultimate Dual-Tire Pairing Gauge! A Quick and Easy Way to Ensure Mated Dual Tires are Within Tolerance.

The **Tire Comparator™** is the industry's fastest and most consistent caliper for comparing tread wear on dual-mated tires. The simple-to-use, sliding tolerance gauge requires no measuring, guessing or even visual inspection. Just hold it against the tire and slide the gauge across the treads for a quick reading every time.

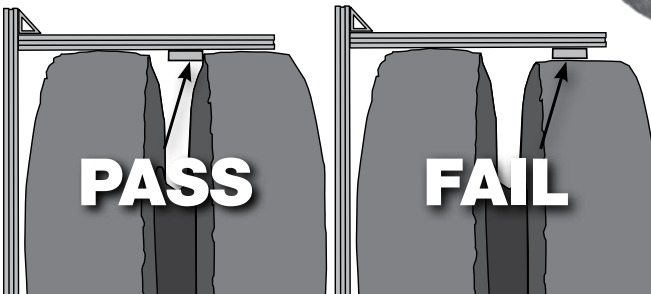
- Extend tread life, reduce blow-outs and tire decapitation.
- Can be used on any dual-mated tires.

#### #9067 TIRE COMPARATOR™ (TYPE II)

For ½" Tolerances

#### #9068 TIRE COMPARATOR™ (TYPE III)

For ¼" Tolerances



# Limited Three-Year Warranty

## #9062/#9062C FOUR-TIRE PRESSURE EQUALIZER SYSTEM

---

Innovative Products of America® Incorporated has established a Limited Three-Year Warranty Policy for the Four-Tire Pressure Equalizer System, not including any wearable parts, i.e. batteries (30-day warranty), battery clips, etc.

**Three-Year Limited Warranty/Return or Replace Policy:** The product is covered for three years from the date of original user purchase under the stipulations of the Standard Warranty.

The product is warranted to be free from defects in workmanship or material. If there is a problem due to workmanship or material defect, Innovative Products of America® Incorporated will repair or replace the product within 24 working hours after it is received by the IPA® Repair Service Center. In the event it is determined that the product has been tampered with or altered in any way, the warranty is void and all claims against the product will not be honored. The Warranty Repair/Return procedures require that the proof of purchase must be established (either by warranty card from the seller or by point of purchase receipt/invoice) and the manufacturer makes every attempt to return ship the product within three business days from the receipt of the returned product, freight prepaid.

If it has been determined that the tool has been damaged due to misuse, Innovative Products of America® Incorporated will repair the tool at a cost we deem reasonable and these charges will be the responsibility of the user. We truly want you to be happy with our products, so if you have any questions, call us toll free at 888-786-7899.



**Innovative Products of America® Incorporated**  
**234 Tinker Street, Woodstock, NY 12498**  
**888-786-7899 • 845-679-4500 • [www.ipatools.com](http://www.ipatools.com)**

© 2018 Innovative Products of America®, Incorporated. All rights reserved. This material may not be reproduced, displayed, modified or distributed without the express prior written permission of the copyright holder. For permission, contact [info@ipatools.com](mailto:info@ipatools.com).