
OPERATOR'S MANUAL

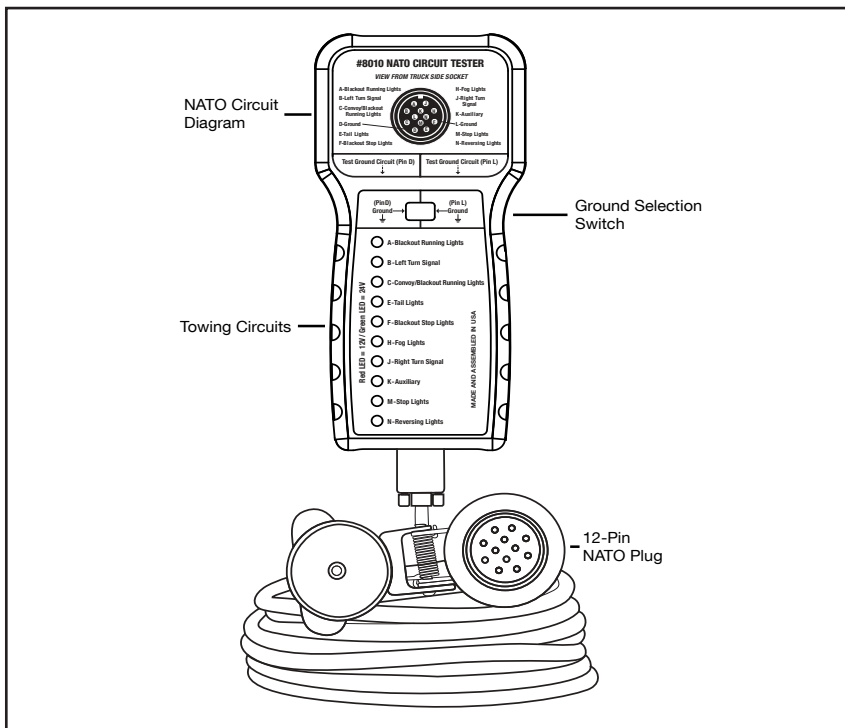


**Verifies Continuity on
Military Vehicles with 12-Pin NATO Plugs.**

Innovative Products of America® Incorporated
888-786-7899 • 234 Tinker Street, Woodstock, NY 12498 • www.ipatools.com

©2017 Innovative Products of America® Incorporated. All rights reserved. This material may not be reproduced, displayed, modified or distributed without the express prior written permission of the copyright holder. For permission, contact info@ipatools.com.

WHAT'S INCLUDED

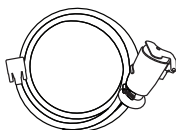


INCLUDED PARTS AND ACCESSORIES:

Unit
#8010-AS



25-ft. Cable
#KCBL-8010-AS



Blow Molded Case
#ENC-0006



Use the Provided Reference Numbers When
Ordering Products and Parts Above
Toll Free: 888-786-7899

INTRODUCTION

12-PIN NATO TRUCK-SIDE CIRCUIT TESTER

Verify continuity on vehicles utilizing a standard 12-pin NATO socket. The 25-ft cable is long enough for the user to sit in the cab of the vehicle while testing all the electrical circuits.

INSTRUCTIONS:

1. Plug the cable into the 12-pin NATO receptacle on the tow vehicle. Be sure to line up the key-ways for proper engagement.
NOTE: It should be a tight fit, but you should not have to force it. Try applying dielectric grease to the mating rubber surfaces to achieve less friction.
2. Plug the computer connector into the bottom of the tester. Screw the binding posts until they are snug.
3. Hold the tester in your hand and bring it into the cab of the tow vehicle. Select a ground using the Ground Selection Switch.
WARNING: WHEN TESTING IN THE CAB, DO NOT PINCH THE CABLE IN A WINDOW OR DOOR.
4. Activate each circuit (i.e., left turn, right turn, running and blackout lights, etc.). The corresponding circuits should illuminate on the tester panel. Some circuits may be unused by the tow vehicle. If a circuit does not illuminate, check the wiring diagram to ensure it is a "factory" installed option.
NOTE: RED LEDs indicate 12 volt power is being supplied by the tow vehicle. GREEN LEDs indicate 24 volt power is being supplied by the tow vehicle.
5. After activating each circuit and verifying correct operation, press the Ground Selection Switch to alternate the ground. Then retest each circuit. Doing so will verify that both grounds are properly working.
NOTE: NATO vehicles typically have two ground wires running back to the tow connector. They should both be hooked up.
6. If any circuit does not illuminate on the tester, alternate the ground via the Ground Selection Switch, then retest that circuit. If the circuit works on only one ground, check your ground wires or connection at the plug on the tow vehicle.

Trailer Wiring (View From Truck Side)

A-Blackout Running Lights

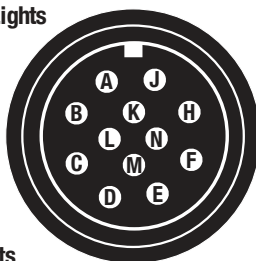
B-Left Turn Signal

C-Convoy/Blackout Running Lights

D-Ground

E-Tail Lights

F-Blackout Stop Lights



H-Fog Lights

J-Right Turn Signal

K-Auxiliary

L-Ground

M-Stop Lights

N-Reversing Lights

NOTE: #8010 is wired to STANAG 4007 standards.

Limited One Year Warranty

#8010 12-PIN NATO TRUCK-SIDE CIRCUIT TESTER

Innovative Products of America® Incorporated has established a Limited One Year Warranty Policy for the #8010 12-Pin NATO Truck-Side Circuit Tester, not including any wearable parts, i.e. batteries (30 day warranty).

One Year Limited Warranty/Return or Replace Policy: The product is covered for one year from the date of original user purchase under the stipulations of the Standard Warranty.

The product is warranted to be free from defects in workmanship or material. If there is a problem due to workmanship or material defect, Innovative Products of America® Incorporated will repair or replace the product within 24 working hours after it is received by the IPA® Repair Service Center. In the event it is determined that the product has been tampered with, or altered in any way, the warranty is void and all claims against the product will not be honored. The Warranty Repair/Return procedures require that the proof of purchase must be established (either by warranty card from the seller or by point of purchase receipt/invoice) and the manufacturer makes every attempt to return ship the product within three business days from the receipt of the returned product, freight prepaid.

If it has been determined that the tool has been damaged due to misuse, Innovative Products of America® Incorporated will repair the tool at a cost we deem reasonable and these charges will be the responsibility of the user. We truly want you to be happy with our products, so if you have any questions, call us toll-free at 888-786-7899.



Innovative Products of America® Incorporated
234 Tinker Street, Woodstock, NY 12498
888-786-7899 • 845-679-4500 • www.ipatools.com

©2017 Innovative Products of America®, Incorporated. All rights reserved. This material may not be reproduced, displayed, modified or distributed without the express prior written permission of the copyright holder. For permission, contact info@ipatools.com.